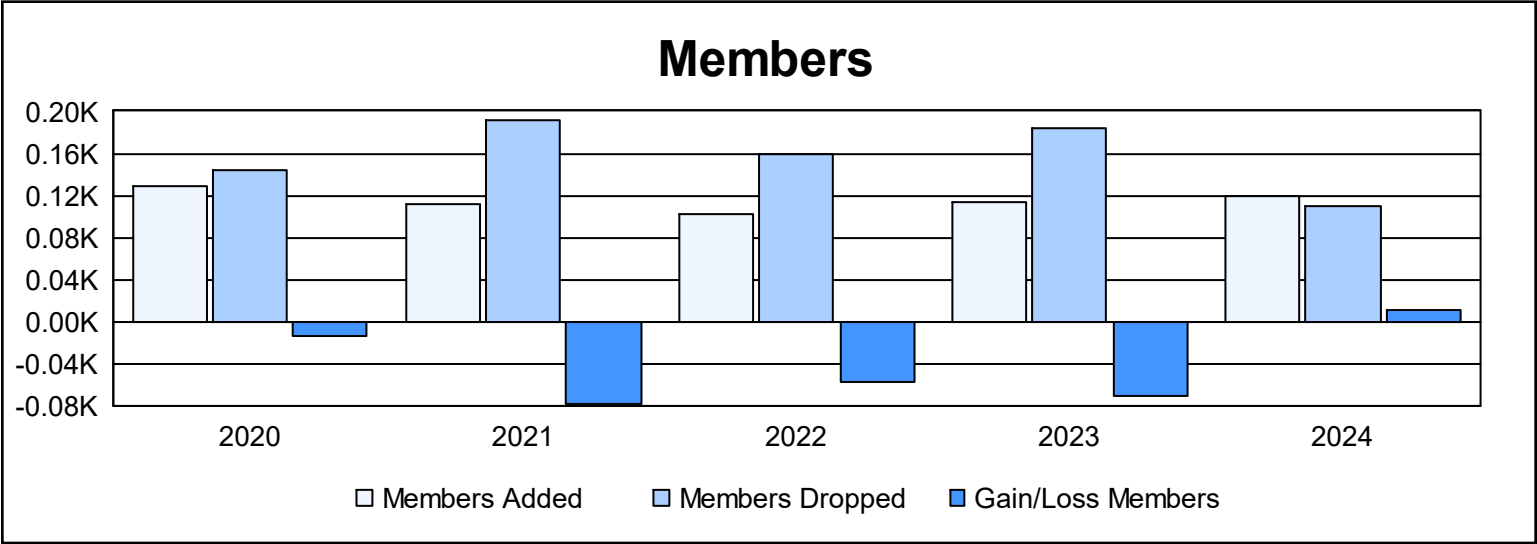
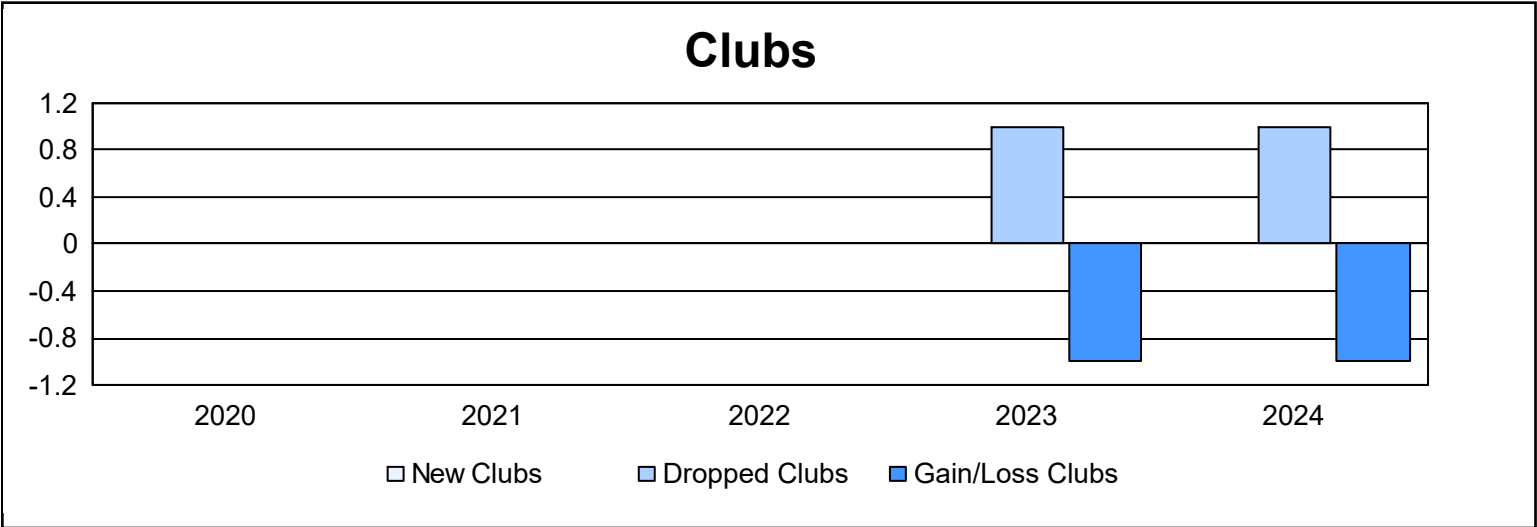
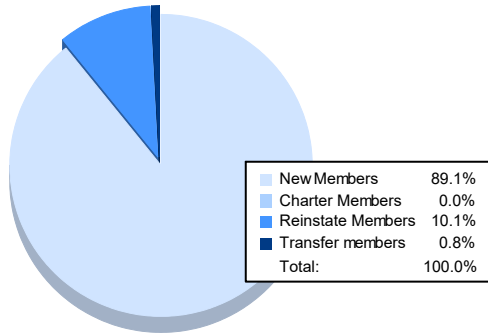


| Year      | New Clubs | Dropped Clubs | Gain/ Loss Clubs | New Members | Charter Members | Reinstate Members | Transfer Members | Total Member Added | Total Members Dropped | Gain/ Loss Members |
|-----------|-----------|---------------|------------------|-------------|-----------------|-------------------|------------------|--------------------|-----------------------|--------------------|
| 2019-2020 | 0         | 0             | 0                | 109         | 0               | 0                 | 20               | 129                | 143                   | -14                |
| 2020-2021 | 0         | 0             | 0                | 62          | 0               | 20                | 30               | 112                | 191                   | -79                |
| 2021-2022 | 0         | 0             | 0                | 75          | 0               | 5                 | 23               | 103                | 160                   | -57                |
| 2022-2023 | 0         | 1             | -1               | 97          | 0               | 10                | 6                | 113                | 183                   | -70                |
| 2023-2024 | 0         | 1             | -1               | 106         | 0               | 12                | 1                | 119                | 109                   | 10                 |
| Average   | 0         | 0             | 0                | 90          | 0               | 9                 | 16               | 115                | 157                   | -42                |



### Membership Composition June 2024 Cumulative



### Gender Composition June 2024 Cumulative

